

SECTION 3
a catalogue

Glass

Slumping

Moulds

designed for the
artist and the crafter

Dragon
Glass



The Dragon Glass range of glass slumping moulds has been designed specifically for both the artist and the crafter

Every mould has three unique features:

- The raised "skirt" around the mould. This has the effect of raising the bottom of the mould off the shelf of the kiln, thus allowing even circulation of heat all around the mould and glass as it is slumping
- The "skirt" has cut-out "handles" on each side, to facilitate easy lifting in and out of the kiln, and also to let the heat circulate beneath the mould
- The "foot ring" or "foot" depressions in all the moulds. This ensures that each piece of glass formed in a Dragon Glass mould, has a nicely finished base, with an evenly formed ring, or feet, to give it stability and a professional appearance

The moulds all come pre-drilled, with the holes positioned to give optimum slumping results. These holes are made in the 'green-ware', so as not to stress the clay shape after it has been fired.

The moulds all have a wide rim at the top, to enable correct placing of the glass piece. This ensures even forming, and correct proportions to the finished articles.

The range of Dragon Glass moulds is being constantly improved and increased.

Due to the nature of the materials used for making the moulds and the method of forming, a small difference in finished size can be expected from time to time. Please check the size of moulds before cutting glass. Glass should not be cut larger than the mould.

COPYRIGHT/USAGE

The customer acknowledges and confirms that:


- The moulds are the production of many years of investment by Dragon Glass in time and money expended in the development of the moulds purchased;
- The moulds are unique to Dragon Glass;
- That the moulds have been purchased for the sole purpose of utilising them for the production of slumped glass products;
- He/she undertakes that it will not take any steps to reproduce or procure the reproduction of the moulds for utilising for any other purpose;
- Copyright in all drawings, plans and designs vests exclusively in Dragon Glass South Africa and Dragon Glass USA Inc.

Failure to comply with this undertaking shall constitute a material and fundamental breach of the customer's obligations in terms of this agreement.






8FL 8 flute rim bowl



42 cm dia. x 7 cm deep
(16.5" dia. x 2.8" deep)




16FL 16 flute rim bowl



42 cm dia. x 7 cm deep
(16.5" dia. x 2.8" deep)



18FL 18 flute rim bowl



39 cm dia. x 6 cm deep
(15.4" dia. x 2.4" deep)



SCS Suncatcher small/Cake plate



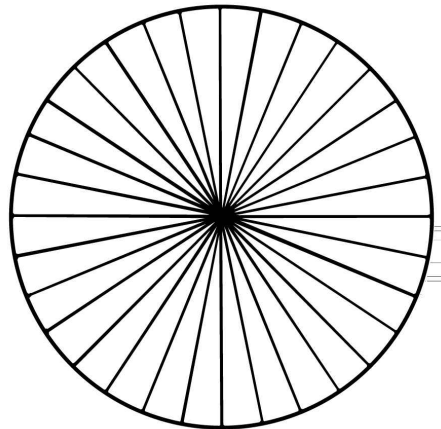
24.5 cm dia
(9.6" dia.)



SCL Suncatcher large/Cake plate



39.5 cm dia
(15.6" dia.)



Top view of Suncatcher mould showing shallow radiating flutes





SQSS

Super small square

16 cm square x 2 cm deep
(6.3" square x 0.8" deep)



SQSSH

Super small square shallow

16 cm square x 1 cm deep
(6.3" square x 0.4" deep)



SQS

Small square

23.5 cm square x 2 cm deep
(9.3" square x 0.8" deep)



SQM

Medium square

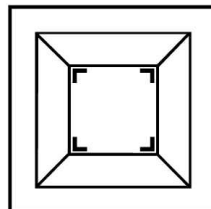
30.5 square x 2.3 cm deep
(12" square x 0.9" deep)



SQL


Large square

39.5 cm square x 3.5 cm deep
(15.6" square x 1.4" deep)



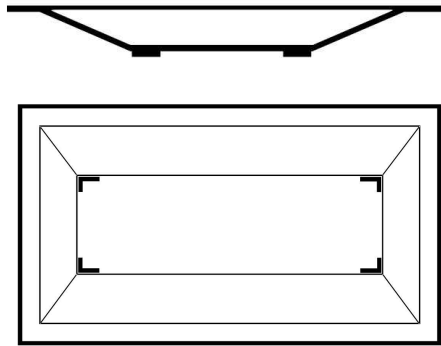
Top view of square mould showing "L" shaped feet





TRL Large trencher

51 cm x 29 cm x 3cm deep
(20" x 11.4" x 1.2" deep)

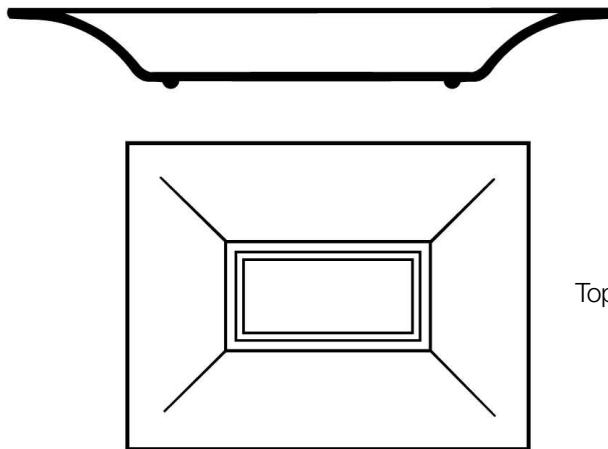


Top view of rectangular "Trencher" plate/bowl



RECT Rectangular mould

40 cm x 30.5 cm x 4.2 cm deep
(15.7" x 12" x 1.7" deep)

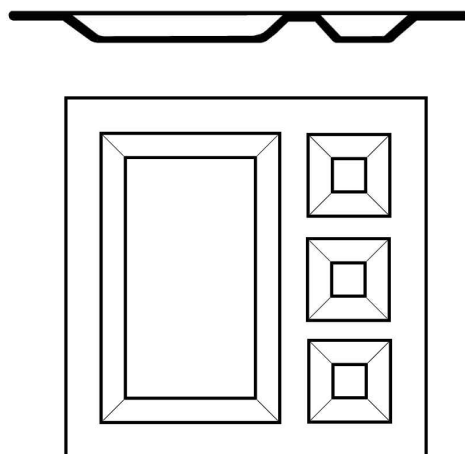


Top view of rectangular mould



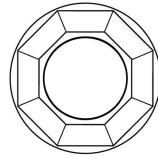

SUSHI Square mould

30.5 cm square with 4 divisions, 2 cm deep
(12" square x 0.8" deep)



Top view of sushi mould



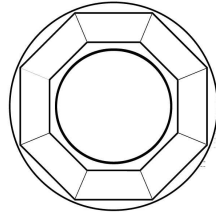



50% top view of octagonal small plate showing circular foot ring

OCTS

Small octagonal plate

20.5 cm across round
18 cm across octagon x
2 cm deep
(8" across round
7" across octagon x
0.8" deep)

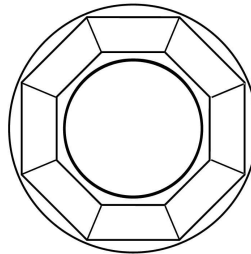



50% top view of medium octagonal plate showing circular foot ring

OCTM

Medium octagonal plate

27.5 cm across round
25 cm across octagon x
2 cm deep
(10.8" across round
10" across octagon x
0.8" deep)

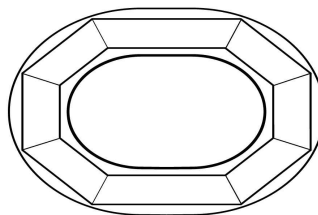



50% top view of large octagonal plate showing circular foot ring

OCTL

Large octagonal plate

32.5 cm across round
29.5 cm across octagon x
2 cm deep
(12.8" across round
11.6" across octagon x
0.8" deep)

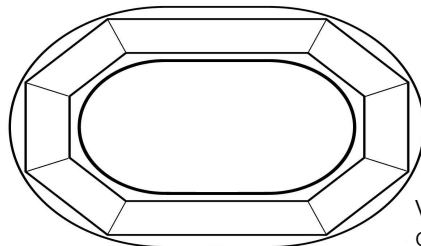



Top view of octagonal oval platter showing circular foot ring

OCTO

Octagonal oval platter

41 cm x 28 cm across oval
38 cm x 25 cm across octagon x
2 cm deep
(16" x 11" across oval
15" x 10" across octagon x
0.8" deep)



OCTOL

Large octagonal oval platter

55 cm x 32 cm across oval
52 cm x 29 cm across octagon x
2 cm deep
(21.7" x 12.6" across oval
20.5" x 11.4" across octagon x
0.8" deep)

Views of large octagonal oval platter showing circular foot ring



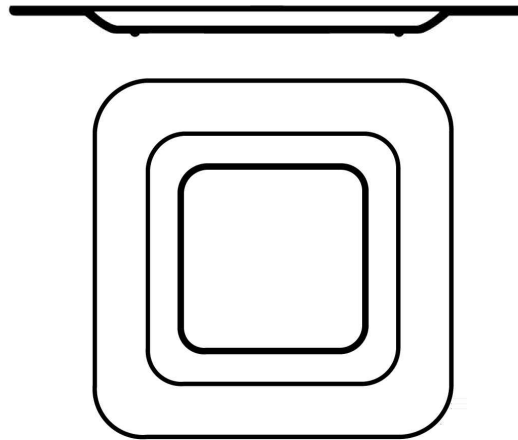


SQRM

Square plate with round corners

33.5 cm square
(13.2" square)

Top view of square plate with round corners

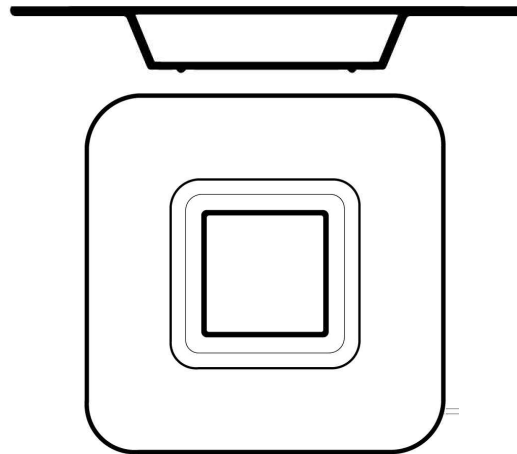


SQWDM

Medium deep square bowl with 8 cm (3.2") wide rim

34 cm square. x 4.3 cm deep
(13.4" square. x 1.7" deep)

Top view of medium deep square with wide rim

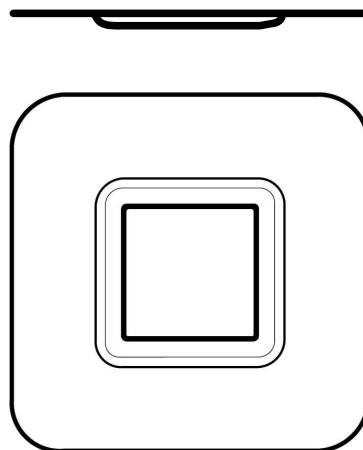


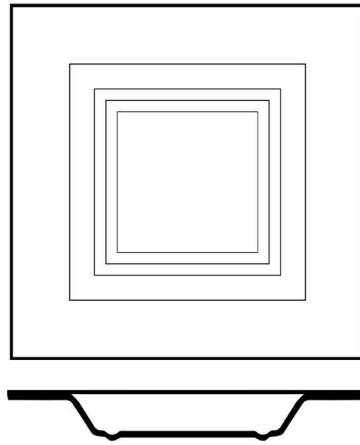
SQWSM

Medium shallow square with wide rim

Medium square plate with
8 cm (3.2") wide rim
34 cm square
(13.4" square)



Top view of medium shallow square with wide rim






SQB Square bowl

20 cm square x 2.7 cm deep
(7.9" square x 1.06" deep)



SQSPL Square side plate

20 cm square x 1 cm deep
(7.9" square x 0.4" deep)



SQDPL Square dinner plate

30 cm square x 1 cm deep
(11.8" square x 0.4" deep)

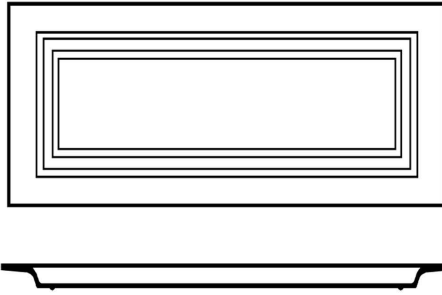




SQLD

Square long dish suitable for side salad

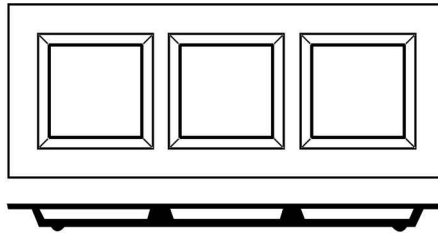
230 cm x 14 cm x 1.5 cm deep
(11.8" x 5.5" x 0.6" deep)

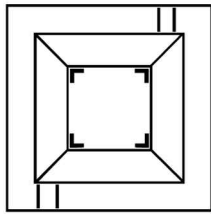



3DLS

Small rectangular 3 division snack/sauce tray

30 cm x 12 cm x 1 cm deep
(11.8" x 4.7" x 0.4" deep)



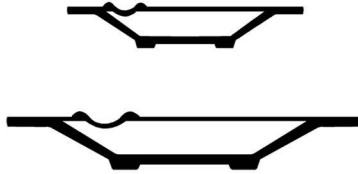


ASHM

Small ashtray

16 cm square x 2 cm deep
(6.3" square x 0.8" deep)

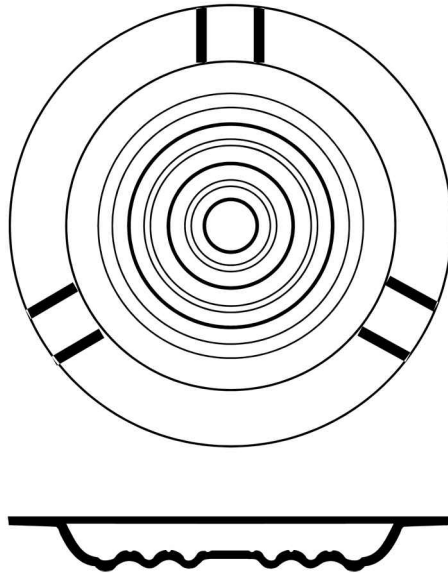
Top view of square ashtray showing "L" shaped feet



ASHM

Medium ashtray

23.5 cm square x 2 cm deep
(9.3" square x 0.8" deep)




ASHR

Round cigar ashtray

31.5 cm dia. x 2.5 cm deep
with 4 cm rim.
(12.4" dia. x 1" deep with 1.6" rim)

NB! For best results, use 6 mm thick glass.

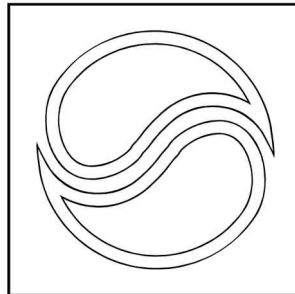





2DIVSQ

Square snack plate with 2 half moon divisions

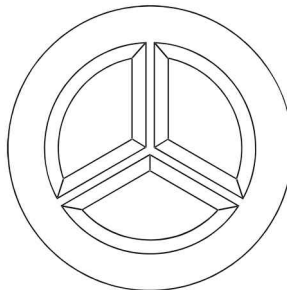
31 cm square x 1.5 cm deep with divisions 25 cm x 12 cm (12" square x 0.6" deep with divisions 9.8" x 4.7")



2DIVYY

Square snack plate with "S" shaped divisions

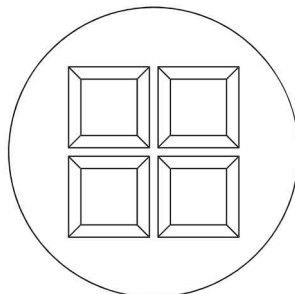
31 cm square x 1.5 cm deep with divisions 25 cm across



3DIVR

Round snack plate with 3 equal divisions

39 cm dia. x 1.5 cm deep, 5 cm border (15.4" dia x 0.6" deep, 2" border)



4DIVR

Round snack plate with 4 square divisions

39 cm dia. x 1.5 cm deep. Divisions 11 cm square (15.4" dia. x 0.6" deep. Divisions 4.3" square)





AN INTRODUCTION TO THE FUSING AND SLUMPING OF GLASS

Available as 2 VHS tapes
PAL or NTSC format
DVD available soon

The fascinating craft of warm glass brought to you in an easy to follow format. Step-by-step instructions for kiln and mould preparation. How to make attractive and functional items using Bullseye coloured glass or easily obtainable float glass.



ANSWERS, IDEAS AND TROUBLESHOOTING KILN FIRED GLASS

Available as 2 VHS tapes
PAL or NTSC format
DVD available soon


A follow on to the "Introduction" tapes, this 2 video set expands on the basic warm glass techniques and also introduces other exciting methods including the use of drop-through moulds, metal inclusions, and multiple layer firing programs, the use of pottery kilns, and tips and troubleshooting sections are invaluable reference sources.



ALL ABOUT MOULDS AND OTHER THINGS

Available as 2 VHS tapes
PAL or NTSC format
DVD available soon


This video offers the glass crafter a whole range of ideas on how to create exciting, different shapes using regular glass moulds. The use of a range of refractory products for making unique moulds and freeform shapes is also covered.



FABULOUS FUSING WITH FLOSING GLASS

Available as a VHS tape
PAL or NTSC format
DVD available soon

A speciality video on the use of float compatible "Flosing" sheet glass and accessory glass products. This video gives you vital techniques and product information to add vibrant colour and three dimensional effects to your slumped glassware. Use of textured glass is also covered.



DECOUPAGE UNDER GLASS AND ADVANCED BACKGROUND TECHNIQUES

Available as a VHS tape
PAL or NTSC format
DVD available soon

An instructional video with a difference, as it not only gives inspiration to the glass worker by showing how to create a ready market for hand made glassware, but also caters for the decoupage enthusiast desiring different and interesting approaches to existing methods.

